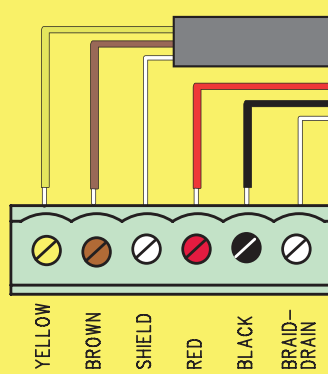


Signature®



TIENet™

Numerical: **0**, **1**, **2** . . .

- Enter values • Type characters

Arrows: ,  . . .

- Navigate up, down, left, right

Soft Keys: **A** **B** **C**


- Current displayed function


- **Back** = Return to last menu


- **Next** = Confirm & advance to next step

Enter: 

- Open list • Confirm selection • Activate field

-  = Pull down list available

-  = Character grid available

Delete / Exit: 

- Clear last entry • Exit list • Close window

Home: 

- Return to Home Screen from anywhere

Hardware Setup

TIENet Devices

SDI-12 Setup

Modbus In

Modbus Out

Modem

Configure

Site: Clock, Name, Display, Units

Measurement Setup:

Level, Velocity, Flow, Volume

Adjust: Level, pH, Velocity

Equation / Trigger

Data Storage Rate / Data Push

Sampler Interface Setup

Outputs: Alarm, Analog

Reset Totalizers

Reports / History

Administration

Language

Set New Passcode

Update Firmware

Sensor Diagnostics

System Information

License Information

Gather Fault Data

Restore Defaults