

Chiral Purifications with the ACCQPrep® HP150

Abstract

When there is a need to purify chiral compounds, the ACCQPrep HP150 can be equipped with a chiral column and can easily perform this type of purification. In this application *trans*-stilbene oxide is used as a model for other chiral compounds since it is a standard for chiral purification.

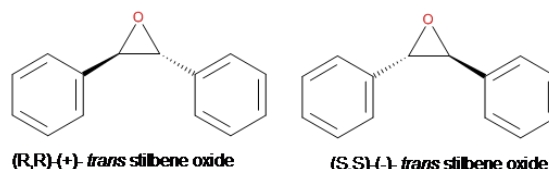
Preparing the ACCQPrep HP150

To avoid possible damage to the chiral columns from inappropriate solvents, follow the steps below before attaching your column. Read the instructions for your column to determine which solvents are compatible with your column:

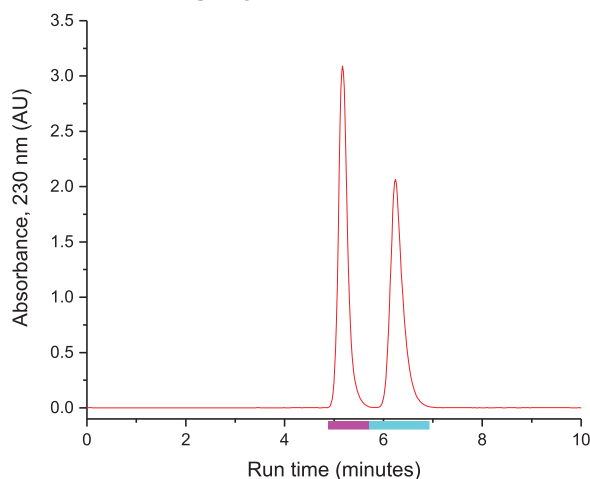
- When configuring the chiral column, set the maximum pressure limit in the ACCQPrep configuration as per the instructions that came with the column. Setting this pressure limit prevents possible damage to the column.
- Since the ACCQPrep is generally used for reverse phase separations, it is a good idea to prime the system with an intermediate solvent such as 2-propanol first. This solvent is typically miscible with both reverse phase solvents and the solvents most often used for chiral.
- Remove the reverse phase column and replace the column with a simple union so the column position can be bypassed and the entire fluid path can be flushed with 2-propanol.
- Use manual control to flush the injection loop and column tubing.
- Remove and dry the solvent lines and then place the lines into the solvents to be used for the chiral purification.
- Prime the ACCQPrep with the solvents used for the purification.
- Use manual control to flush the injection loop and tubing leading to the column with the solvents used for the chiral purification.
- If the system is equipped with an AutoSampler, fill the wash station with methanol.
- Verify the Bracketed Injection Tube Station, if used, contains a solvent compatible with the chiral column used (system equipped with the AutoSampler only).

Experimental and Results

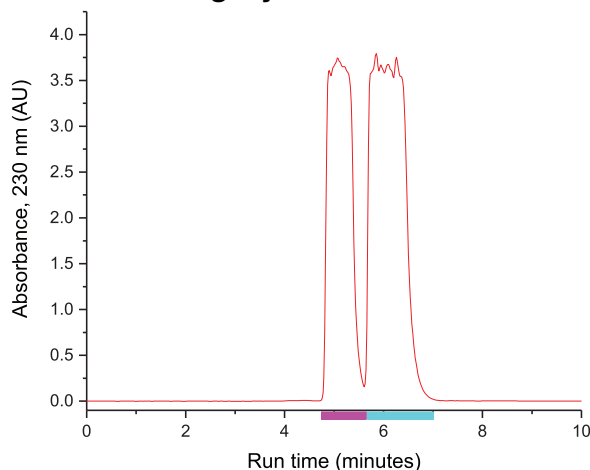
All solvents were HPLC grade. The column was a ChiralPak AS column, 21x250 mm, 20 μ particle size. The column was run at 18 mL/min with a mobile phase of 10% 2-propanol in hexanes. The *trans*-stilbene oxide was dissolved in hexanes containing 10% 2-propanol. For the first run, 3.9 mg was injected while the second run used 52.0 mg sample. Detection was 230 and 210 nm. All runs used an ACCQPrep HP150 system and AutoSampler (PN 68-5230-097).



Run 1: 3.9 mg injection



Run 2: 52.0 mg injection



Both isomers were easily resolved with the ACCQPrep HP150 system. Resolution between compounds determines the load capacity for a column. Columns, solvent systems and compounds will determine the actual load for any experiment.

Conclusion

The ACCQPrep HP150 can accurately deliver solvent, even at the low back-pressures generated by many chiral columns, to generate accurate isocratic purifications. The ability to set a pressure limit for different columns allows a mix of columns to run on the system, but prevents damage to the column in the case of a clog or other over-pressure event. The AutoSampler option allows unattended automated injection of samples, allowing many runs to be made to compensate for the relatively low loading allowed by chiral columns. The active solvent and waste management also allows for unattended operations since the system will automatically pause the run if a solvent is low or the waste bottle is full. Active solvent management prevents loss of compound or damage to the column, while active waste management prevents spills from over-filled waste containers.

Released December 9, 2020

Teledyne Isco

P.O. Box 82531, Lincoln, Nebraska, 68501 USA
Toll-free: (800) 228-4373 • Phone: (402) 464-0231 • Fax: (402) 465-3091
E-mail: IscoInfo@teledyne.com

Teledyne Isco is continually improving its products and reserves the right to change product specifications, replacement parts, schematics, and instructions without notice.

