

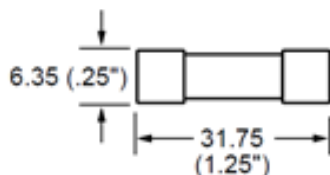
# Syringe Pump Fuse Information

## Overview

This document gives information required to purchase fuses used in the Teledyne-ISCO syringe pump from third party vendors.

## Syringe General Pump Fuse Information

All syringe pump fuses are cylindrical.  
Fuse Dimensions:

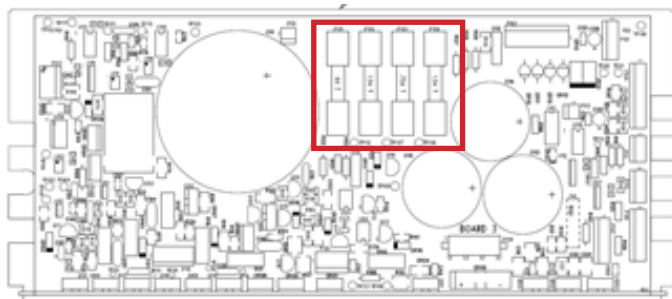


## 1000D and SyriXus 1000X

### Back Panel Fuses

- FUSE 2.0A 250 volt SLOW BLOW 3AG (117V)
- FUSE 1.0A 250 volt SLOW BLOW 3AG (234V)

### Internal Fuses



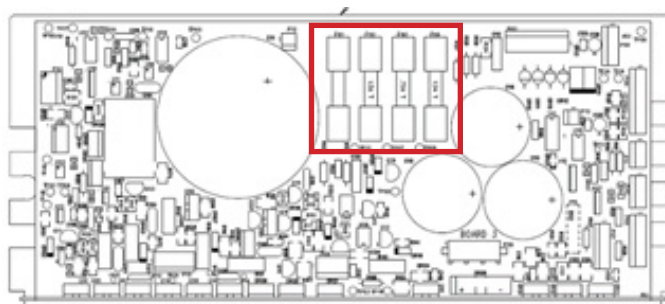
- FUSE 0.75A 250 volt SLOW BLOW 3AG
- FUSE 1.5A 250 volt SLOW BLOW 3AG
- FUSE 4.0A 250 volt SLOW BLOW 3AG

## 500D, 500HP, and SyriXus 500X

### Back Panel Fuses

- FUSE 2.0A 250 volt SLOW BLOW 3AG (117 volt)
- FUSE 1.0A 250 volt SLOW BLOW 3AG (234 volt)

### Internal Fuses



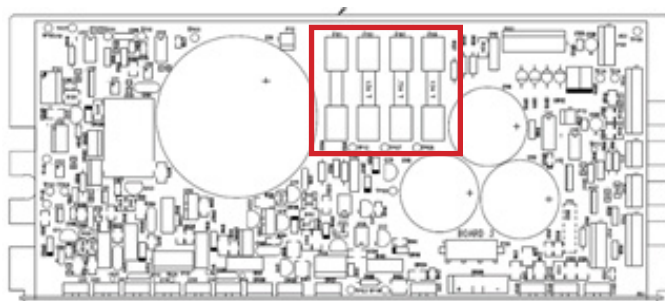
- FUSE 0.75A 250 volt SLOW BLOW 3AG
- FUSE 1.5A 250 volt SLOW BLOW 3AG
- 500D or 500HV:  
F101 FUSE 4.0A 250 volt SLOW BLOW 3AG
- 500HP or 500X:  
F101 FUSE 5.0A 250 volt FAST BLOW 3AG

## 260D, 260HP, and SyriXus 260X

### Back Panel Fuses

- FUSE 1.0A 250 volt SLOW BLOW 3AG (234 volt)
- FUSE 2.0A 250 volt SLOW BLOW 3AG (117 volt)

### Internal Fuses



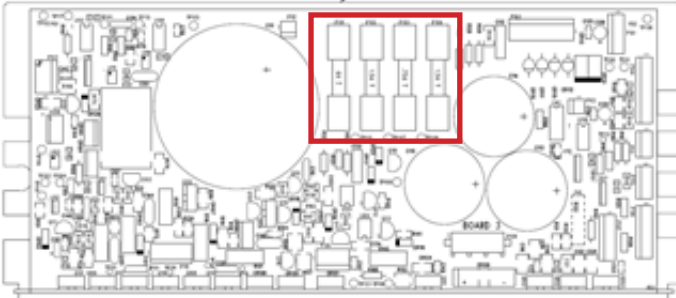
- FUSE 0.75A 250 volt SLOW BLOW 3AG
- FUSE 1.5A 250 volt SLOW BLOW 3AG
- 260D:  
F101 FUSE 4.0A 250 volt SLOW BLOW 3AG
- 260HP or 260X:  
F101 FUSE 5.0A 250 volt FAST BLOW 3AG

## 100DX

### External Fuses

- FUSE 1.0A 250 volt SLOW BLOW 3AG (234 volt)
- FUSE 2.0A 250 volt SLOW BLOW 3AG (117 volt)

### Internal Fuses



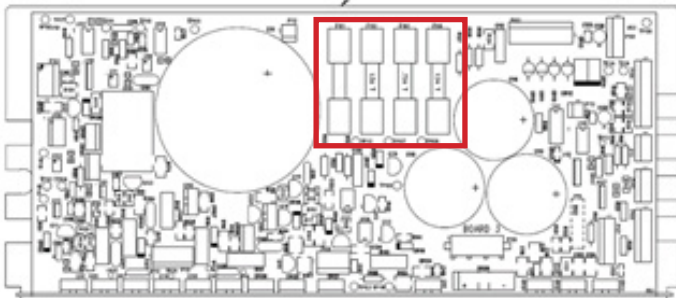
- FUSE 0.75A 250 volt SLOW BLOW 3AG
- FUSE 1.5A 250 volt SLOW BLOW 3AG
- FUSE 4.0A 250 volt SLOW BLOW 3AG

## 65D, 65HP, 65DM, and SyriXus 65X

### External Fuses

- FUSE 2.0A 250 volt SLOW BLOW 3AG (100–117 volt)
- FUSE 1.0A 250 volt SLOW BLOW 3AG (234 volt)

### Internal Fuses



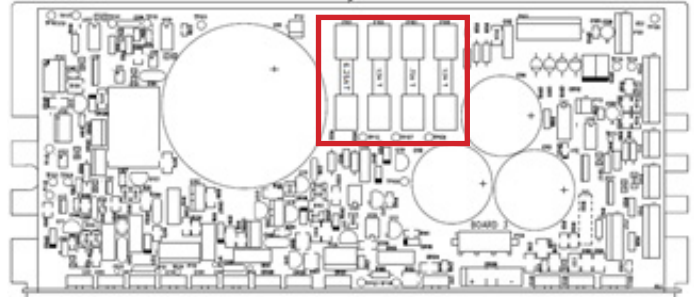
- FUSE 0.7A 250 volt SLOW BLOW 3AG
- FUSE 1.5A 250 volt SLOW BLOW 3AG
- 65D F101 FUSE 4.0A 250 volt SLOW BLOW 3AG
- 65HP or SyriXus 65x F101 FUSE 5.0A 250 volt FAST BLOW 3AG

## 30D

### External Fuses

- FUSE 1.6A 250 volt SLOW BLOW 3AB (234 VOLT)
- FUSE 3.2A 250 volt SLOW BLOW 3AB (100 VOLT & 117 VOLT)

### Internal Fuses



- FUSE 0.75A 250 volt SLOW BLOW 3AG
- FUSE 1.5A 250 volt SLOW BLOW 3AG
- FUSE 6.25A 250 volt SLOW BLOW 3AG

## Teledyne ISCO

P.O. Box 82531, Lincoln, Nebraska, 68501 USA  
Toll-free: (800) 228-4373 • Phone: (402) 464-0231 • Fax: (402) 465-3091



Teledyne ISCO is continually improving its products and reserves the right to change product specifications, replacement parts, schematics, and instructions without notice.